

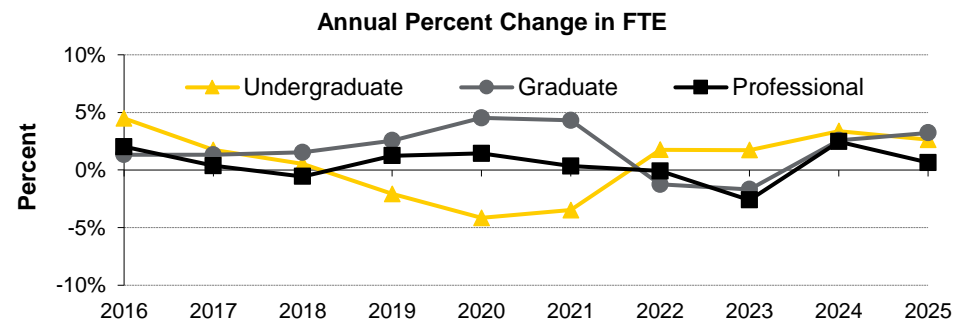
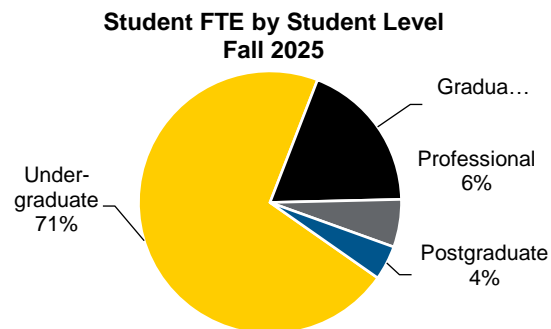
## Fall Semester Student FTE by Student Level

Student Level	2016	2017	2018	2019	2020	2021	2022	2023	2024	2025
<b>Undergraduate</b>	<b>22,068.9</b>	<b>22,455.5</b>	<b>22,573.8</b>	<b>22,108.2</b>	<b>21,191.1</b>	<b>20,456.5</b>	<b>20,816.9</b>	<b>21,176.9</b>	<b>21,892.7</b>	<b>22,469.1</b>
Freshmen	6,555.3	5,865.0	5,583.5	5,544.3	4,955.1	4,898.6	5,646.6	5,425.2	5,410.9	5,424.0
Sophomores	5,106.4	5,486.3	4,981.0	4,863.1	4,859.0	4,587.7	4,440.5	5,000.6	5,168.7	5,277.1
Juniors	4,983.8	5,683.5	5,891.7	5,428.0	5,440.8	5,287.5	4,974.3	5,125.8	5,613.7	5,658.4
Seniors	5,020.9	5,071.4	5,845.8	6,012.6	5,736.6	5,467.3	5,521.0	5,389.5	5,461.6	5,879.1
Unclassified	402.5	349.3	271.8	260.3	199.7	215.5	234.5	235.8	237.8	230.5
<b>Graduate</b>	<b>5,003.2</b>	<b>5,069.0</b>	<b>5,146.4</b>	<b>5,277.8</b>	<b>5,516.9</b>	<b>5,754.4</b>	<b>5,683.2</b>	<b>5,587.3</b>	<b>5,730.6</b>	<b>5,915.2</b>
Master's	2,744.4	2,825.4	2,830.5	3,041.3	3,344.6	3,462.1	3,435.3	3,327.5	3,415.1	3,607.1
Doctoral	2,020.1	2,009.0	2,065.9	2,017.1	2,023.1	2,125.1	2,109.4	2,110.0	2,148.6	2,161.2
<i>PhD</i>	1,517.0	1,499.6	1,529.8	1,489.6	1,463.7	1,522.7	1,490.0	1,482.6	1,519.2	1,525.9
<i>Professional</i>	428.2	429.9	460.6	455.3	465.6	497.1	507.0	513.2	527.8	531.0
<i>Other</i>	74.9	79.5	75.6	72.2	93.9	105.4	112.4	114.2	101.6	104.3
Other	238.8	234.7	250.0	219.4	149.1	167.2	138.4	149.8	166.9	146.9
<b>Professional</b>	<b>1,794.4</b>	<b>1,801.2</b>	<b>1,791.0</b>	<b>1,813.3</b>	<b>1,839.5</b>	<b>1,845.9</b>	<b>1,844.3</b>	<b>1,796.3</b>	<b>1,840.4</b>	<b>1,852.3</b>
Dentistry (DDS)	321.3	324.8	330.1	333.6	325.5	329.5	332.3	324.9	333.0	326.3
Law (JD)	421.5	414.4	415.2	425.8	470.7	497.7	496.6	488.9	496.0	498.0
Medicine (MD)	623.6	630.9	621.0	627.9	628.3	635.0	627.6	624.4	642.3	627.9
Pharmacy (PharmD)	428.0	431.0	424.7	426.0	415.0	383.8	387.9	358.0	369.2	400.0
<b>Total excluding Postgraduate</b>	<b>28,866.6</b>	<b>29,325.7</b>	<b>29,511.2</b>	<b>29,199.4</b>	<b>28,547.5</b>	<b>28,056.9</b>	<b>28,344.4</b>	<b>28,560.5</b>	<b>29,463.7</b>	<b>30,236.6</b>
<b>Postgraduate</b>	<b>1,323.0</b>	<b>1,398.0</b>	<b>1,292.0</b>	<b>1,295.0</b>	<b>1,282.0</b>	<b>1,297.0</b>	<b>1,302.0</b>	<b>1,410.0</b>	<b>1,420.0</b>	<b>1,335.0</b>
Residents	822.0	906.0	806.0	823.0	789.0	813.0	824.0	884.0	875.0	789.0
Fellows	185.0	195.0	195.0	191.0	200.0	206.0	209.0	221.0	219.0	233.0
Post-Doctoral	316.0	297.0	291.0	281.0	293.0	278.0	269.0	305.0	326.0	313.0
<b>Total</b>	<b>30,189.6</b>	<b>30,723.7</b>	<b>30,803.2</b>	<b>30,494.4</b>	<b>29,829.5</b>	<b>29,353.9</b>	<b>29,646.4</b>	<b>29,970.5</b>	<b>30,883.7</b>	<b>31,571.6</b>
<i>Percent Undergraduate</i>	73.1%	73.1%	73.3%	72.5%	71.0%	69.7%	70.2%	70.7%	70.9%	71.2%
<i>Percent Graduate</i>	16.6%	16.5%	16.7%	17.3%	18.5%	19.6%	19.2%	18.6%	18.6%	18.7%
<i>Percent Professional</i>	5.9%	5.9%	5.8%	5.9%	6.2%	6.3%	6.2%	6.0%	6.0%	5.9%
<i>Percent Postgraduate</i>	4.4%	4.6%	4.2%	4.2%	4.3%	4.4%	4.4%	4.7%	4.6%	4.2%

Source: MAUI student information system. See Definitions for calculation of student FTE.

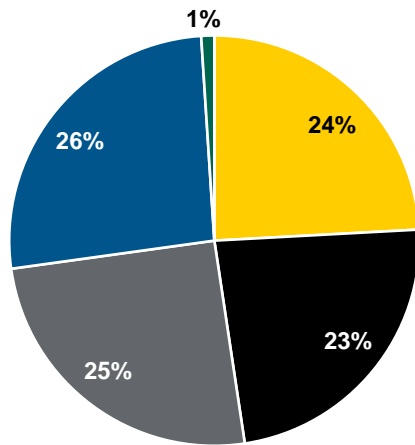
*continued*

See Note 4 regarding the removal from the counts, in all years, of students who withdrew between the first day of the session and the official census date.



## Fall 2025 Student FTE by Student Level, *continued*

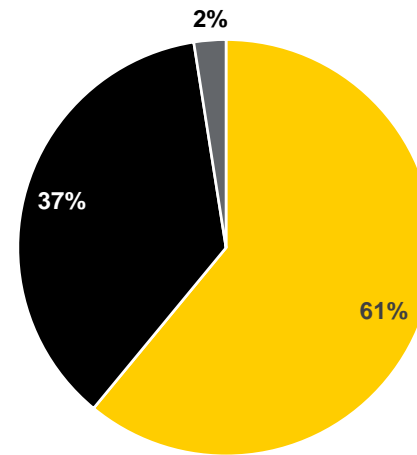
### Undergraduate



Freshmen	5,424.0
Sophomores	5,277.1
Juniors	5,658.4
Seniors	5,879.1
Unclassified	230.5
<b>Total</b>	<b>22,469.1</b>

■ Freshmen ■ Sophomores ■ Juniors ■ Seniors ■ Unclassified

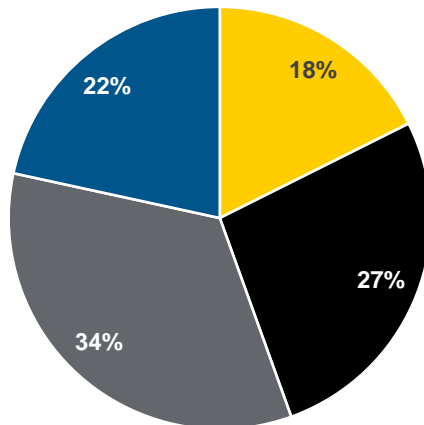
### Graduate



Master's	3,607.1
Doctoral	2,161.2
Other	146.9
<b>Total</b>	<b>5,915.2</b>

■ Master's ■ Doctoral ■ Other

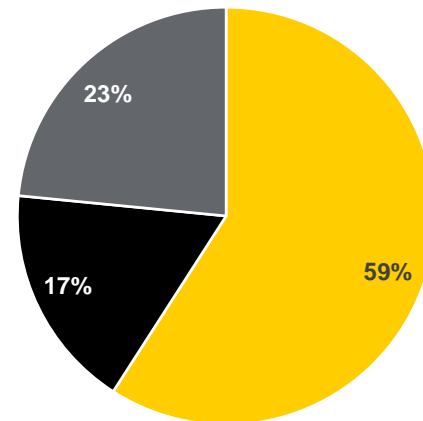
### Professional



Dentistry	326.3
Law	498.0
Medicine	627.9
Pharmacy	400.0
<b>Total</b>	<b>1,852.3</b>

■ Dentistry ■ Law ■ Medicine ■ Pharmacy

### Post Graduate



Residents	789.0
Fellows	233.0
Post Doctoral	313.0
<b>Total</b>	<b>1,335.0</b>

■ Residents ■ Fellows ■ Post-Doctoral