

Fall Semester Headcount Enrollment by Student Level

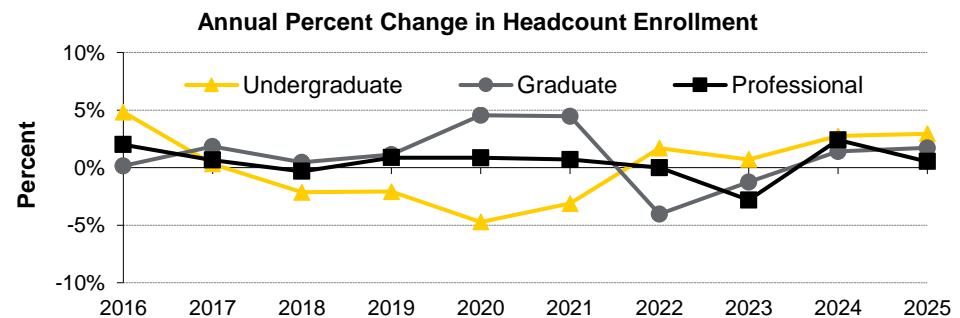
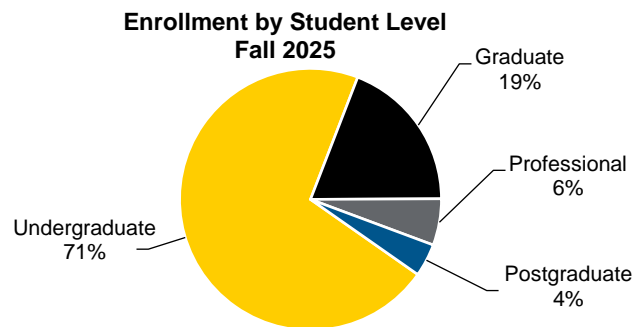
Student Level	2016	2017	2018	2019	2020	2021	2022	2023	2024	2025
Undergraduate	24,355	24,434	23,909	23,411	22,304	21,608	21,973	22,130	22,738	23,407
Freshmen	6,691	5,921	5,474	5,355	4,819	4,783	5,561	5,322	5,312	5,433
Sophomores	5,277	5,664	5,163	5,056	5,002	4,720	4,589	5,093	5,233	5,345
Juniors	5,234	5,938	6,137	5,672	5,648	5,523	5,190	5,308	5,734	5,777
Seniors	5,670	5,712	6,508	6,708	6,372	6,117	6,146	5,928	5,935	6,350
Unclassified	1,483	1,199	627	620	463	465	487	479	524	502
Graduate	5,678	5,782	5,808	5,874	6,141	6,415	6,156	6,079	6,164	6,269
Master's	2,652	2,829	2,848	3,066	3,485	3,663	3,492	3,363	3,377	3,544
Doctoral	2,499	2,424	2,383	2,359	2,357	2,457	2,400	2,414	2,490	2,461
<i>PhD</i>	2,039	1,965	1,928	1,889	1,864	1,914	1,844	1,854	1,906	1,882
<i>Professional</i>	348	341	350	366	370	408	404	407	420	410
<i>Other</i>	112	118	105	104	123	135	152	153	164	169
Other	527	529	577	449	299	295	264	302	297	264
Professional	1,835	1,847	1,841	1,857	1,873	1,886	1,886	1,833	1,877	1,887
Dentistry (DDS)	323	329	331	334	327	332	334	325	333	327
Law (JD)	426	419	422	431	474	501	500	492	502	500
Medicine (MD)	658	668	663	666	657	667	663	658	672	660
Pharmacy (PharmD)	428	431	425	426	415	386	389	358	370	400
Total excluding Postgraduate	31,868	32,063	31,558	31,142	30,318	29,909	30,015	30,042	30,779	31,563
Postgraduate	1,323	1,398	1,292	1,295	1,282	1,297	1,302	1,410	1,420	1,335
Residents	822	906	806	823	789	813	824	884	875	789
Fellows	185	195	195	191	200	206	209	221	219	233
Post-Doctoral	316	297	291	281	293	278	269	305	326	313
Total	33,191	33,461	32,850	32,437	31,600	31,206	31,317	31,452	32,199	32,898
<i>Percent Undergraduate</i>	73.4%	73.0%	72.8%	72.2%	70.6%	69.2%	70.2%	70.4%	70.6%	71.2%
<i>Percent Graduate</i>	17.1%	17.3%	17.7%	18.1%	19.4%	20.6%	19.7%	19.3%	19.1%	19.1%
<i>Percent Professional</i>	5.5%	5.5%	5.6%	5.7%	5.9%	6.0%	6.0%	5.8%	5.8%	5.7%
<i>Percent Postgraduate</i>	4.0%	4.2%	3.9%	4.0%	4.1%	4.2%	4.2%	4.5%	4.4%	4.1%

Source: MAUI student information system.

continued

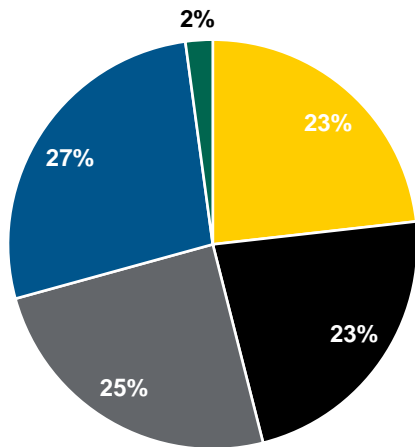
See Note 1 regarding the removal of Iowa Intensive English Program (IIEP)-only students from the student headcounts, in all years.

See Note 4 regarding removal from the counts, in all years, of students who withdrew between the first day of the session and the official census date.



Fall 2025 Headcount Enrollment by Student Level, *continued*

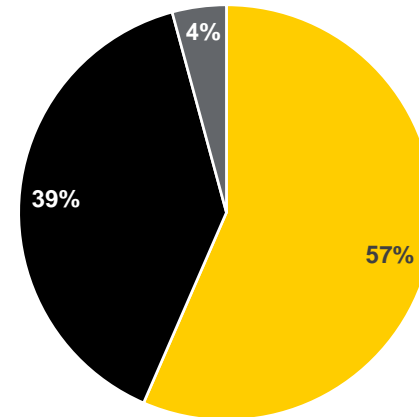
Undergraduate



Freshmen	5,433
Sophomores	5,345
Juniors	5,777
Seniors	6,350
Unclassified	502
Total	23,407

■ Freshmen ■ Sophomores ■ Juniors ■ Seniors ■ Unclassified

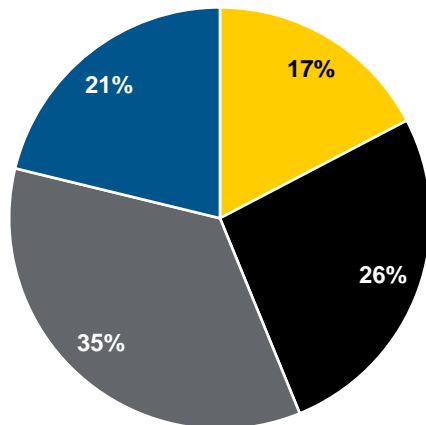
Graduate



Master's	3,544
Doctoral	2,461
Other	264
Total	6,269

■ Master's ■ Doctoral ■ Other

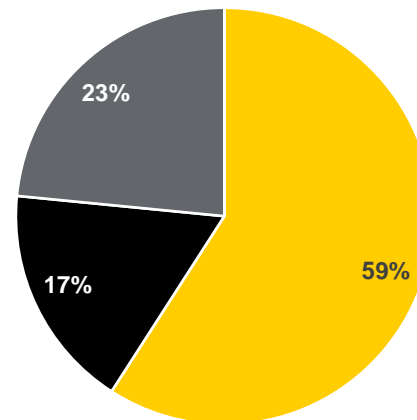
Professional



Dentistry	327
Law	500
Medicine	660
Pharmacy	400
Total	1,887

■ Dentistry (DDS) ■ Law (JD)
■ Medicine (MD) ■ Pharmacy (PharmD)

Post Graduate



Residents	789
Fellows	233
Post Doctoral	313
Total	1,335

■ Residents ■ Fellows ■ Post-Doctoral