

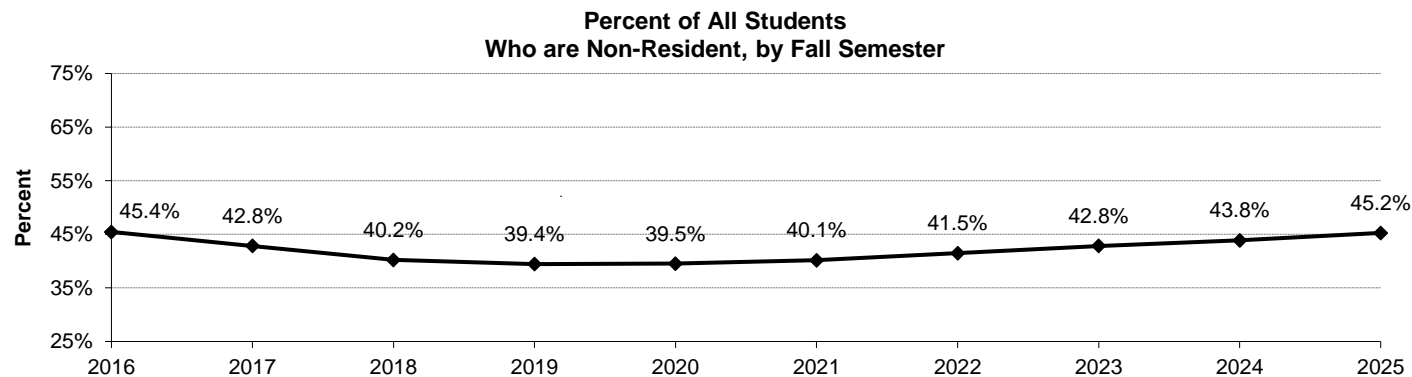
### Fall Semester Student Headcount Enrollment by Residency All Students

Student Level   Residency	2016	2017	2018	2019	2020	2021	2022	2023	2024	2025
<b>Undergraduate</b>	<b>24,355</b>	<b>24,434</b>	<b>23,909</b>	<b>23,411</b>	<b>22,304</b>	<b>21,608</b>	<b>21,973</b>	<b>22,130</b>	<b>22,738</b>	<b>23,407</b>
Iowa Resident	13,261	14,115	14,612	14,573	13,962	13,504	13,337	13,106	13,248	13,244
Non-Resident	11,094	10,319	9,297	8,838	8,342	8,104	8,636	9,024	9,490	10,163
<i>Percent Resident</i>	<i>54.4%</i>	<i>57.8%</i>	<i>61.1%</i>	<i>62.2%</i>	<i>62.6%</i>	<i>62.5%</i>	<i>60.7%</i>	<i>59.2%</i>	<i>58.3%</i>	<i>56.6%</i>
<b>Graduate</b>	<b>5,678</b>	<b>5,782</b>	<b>5,808</b>	<b>5,874</b>	<b>6,141</b>	<b>6,415</b>	<b>6,156</b>	<b>6,079</b>	<b>6,164</b>	<b>6,269</b>
Iowa Resident	2,657	2,748	2,840	2,874	2,966	3,013	2,855	2,678	2,632	2,629
Non-Resident	3,021	3,034	2,968	3,000	3,175	3,402	3,301	3,401	3,532	3,640
<i>Percent Resident</i>	<i>46.8%</i>	<i>47.5%</i>	<i>48.9%</i>	<i>48.9%</i>	<i>48.3%</i>	<i>47.0%</i>	<i>46.4%</i>	<i>44.1%</i>	<i>42.7%</i>	<i>41.9%</i>
<b>Professional</b>	<b>1,835</b>	<b>1,847</b>	<b>1,841</b>	<b>1,857</b>	<b>1,873</b>	<b>1,886</b>	<b>1,886</b>	<b>1,833</b>	<b>1,877</b>	<b>1,887</b>
Iowa Resident	1,137	1,155	1,175	1,179	1,179	1,140	1,116	1,101	1,114	1,143
Non-Resident	698	692	666	678	694	746	770	732	763	744
<i>Percent Resident</i>	<i>62.0%</i>	<i>62.5%</i>	<i>63.8%</i>	<i>63.5%</i>	<i>62.9%</i>	<i>60.4%</i>	<i>59.2%</i>	<i>60.1%</i>	<i>59.4%</i>	<i>60.6%</i>
<b>All Students excluding Postgraduate</b>	<b>31,868</b>	<b>32,063</b>	<b>31,558</b>	<b>31,142</b>	<b>30,318</b>	<b>29,909</b>	<b>30,015</b>	<b>30,042</b>	<b>30,779</b>	<b>31,563</b>
Iowa Resident	17,055	18,018	18,627	18,626	18,107	17,657	17,308	16,885	16,994	17,016
Non-Resident	14,813	14,045	12,931	12,516	12,211	12,252	12,707	13,157	13,785	14,547
<i>Percent Resident</i>	<i>53.5%</i>	<i>56.2%</i>	<i>59.0%</i>	<i>59.8%</i>	<i>59.7%</i>	<i>59.0%</i>	<i>57.7%</i>	<i>56.2%</i>	<i>55.2%</i>	<i>53.9%</i>
<b>Postgraduate</b>	<b>1,323</b>	<b>1,398</b>	<b>1,292</b>	<b>1,295</b>	<b>1,282</b>	<b>1,297</b>	<b>1,302</b>	<b>1,410</b>	<b>1,420</b>	<b>1,335</b>
Iowa Resident	1,052	1,115	1,016	1,020	1,001	1,021	1,025	1,099	1,086	999
Non-Resident	271	283	276	275	281	276	277	311	334	336
<i>Percent Resident</i>	<i>79.5%</i>	<i>79.8%</i>	<i>78.6%</i>	<i>78.8%</i>	<i>78.1%</i>	<i>78.7%</i>	<i>78.7%</i>	<i>77.9%</i>	<i>76.5%</i>	<i>74.8%</i>
<b>All Students</b>	<b>33,191</b>	<b>33,461</b>	<b>32,850</b>	<b>32,437</b>	<b>31,600</b>	<b>31,206</b>	<b>31,317</b>	<b>31,452</b>	<b>32,199</b>	<b>32,898</b>
Iowa Resident	18,107	19,133	19,643	19,646	19,108	18,678	18,333	17,984	18,080	18,015
Non-Resident	15,084	14,328	13,207	12,791	12,492	12,528	12,984	13,468	14,119	14,883
<i>Percent Resident</i>	<i>54.6%</i>	<i>57.2%</i>	<i>59.8%</i>	<i>60.6%</i>	<i>60.5%</i>	<i>59.9%</i>	<i>58.5%</i>	<i>57.2%</i>	<i>56.2%</i>	<i>54.8%</i>

Source: MAUI student information system.

*continued*

See Note 4 regarding the removal from the counts, in all years, of students who withdrew between the first day of the session and the official census date.



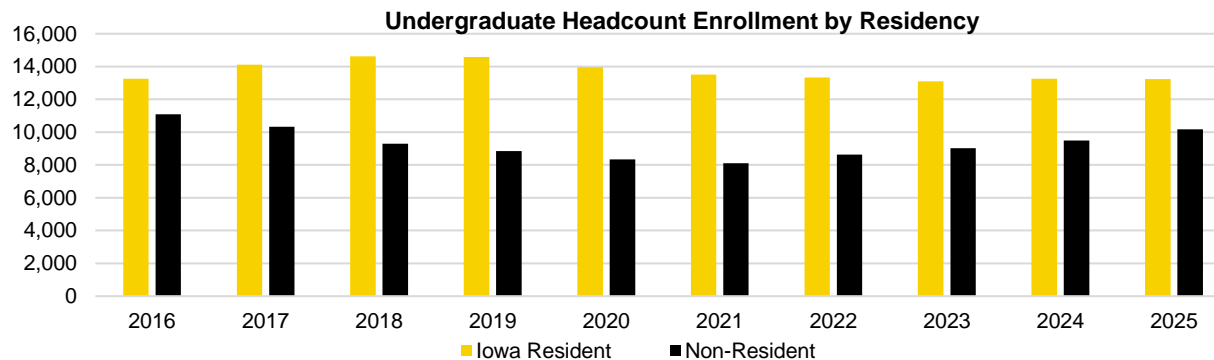
### Fall Semester Student Headcount Enrollment by Residency, *continued* Undergraduate

Student Status   Residency	2016	2017	2018	2019	2020	2021	2022	2023	2024	2025
<b>New First-Year</b>	<b>5,631</b>	<b>5,016</b>	<b>4,789</b>	<b>4,970</b>	<b>4,510</b>	<b>4,521</b>	<b>5,178</b>	<b>5,064</b>	<b>5,208</b>	<b>5,561</b>
Iowa Resident	2,840	2,898	2,792	2,765	2,602	2,702	2,777	2,657	2,813	2,879
Non-Resident	2,791	2,118	1,997	2,205	1,908	1,819	2,401	2,407	2,395	2,682
<i>Percent Resident</i>	<i>50.4%</i>	<i>57.8%</i>	<i>58.3%</i>	<i>55.6%</i>	<i>57.7%</i>	<i>59.8%</i>	<i>53.6%</i>	<i>52.5%</i>	<i>54.0%</i>	<i>51.8%</i>
<b>New Transfer</b>	<b>1,255</b>	<b>1,194</b>	<b>1,126</b>	<b>1,052</b>	<b>962</b>	<b>1,052</b>	<b>1,039</b>	<b>1,090</b>	<b>1,083</b>	<b>1,033</b>
Iowa Resident	915	876	821	815	737	774	741	772	776	725
Non-Resident	340	318	305	237	225	278	298	318	307	308
<i>Percent Resident</i>	<i>72.9%</i>	<i>73.4%</i>	<i>72.9%</i>	<i>77.5%</i>	<i>76.6%</i>	<i>73.6%</i>	<i>71.3%</i>	<i>70.8%</i>	<i>71.7%</i>	<i>70.2%</i>
<b>New Off-Campus/New Nondegree</b>	<b>937</b>	<b>595</b>	<b>275</b>	<b>260</b>	<b>186</b>	<b>182</b>	<b>205</b>	<b>194</b>	<b>229</b>	<b>218</b>
Iowa Resident	339	255	173	164	140	134	127	123	145	145
Non-Resident	598	340	102	96	46	48	78	71	84	73
<i>Percent Resident</i>	<i>36.2%</i>	<i>42.9%</i>	<i>62.9%</i>	<i>63.1%</i>	<i>75.3%</i>	<i>73.6%</i>	<i>62.0%</i>	<i>63.4%</i>	<i>63.3%</i>	<i>66.5%</i>
<b>Continuing</b>	<b>16,532</b>	<b>17,629</b>	<b>17,719</b>	<b>17,129</b>	<b>16,646</b>	<b>15,853</b>	<b>15,551</b>	<b>15,782</b>	<b>16,218</b>	<b>16,595</b>
Iowa Resident	9,167	10,086	10,826	10,829	10,483	9,894	9,692	9,554	9,514	9,495
Non-Resident	7,365	7,543	6,893	6,300	6,163	5,959	5,859	6,228	6,704	7,100
<i>Percent Resident</i>	<i>55.5%</i>	<i>57.2%</i>	<i>61.1%</i>	<i>63.2%</i>	<i>63.0%</i>	<i>62.4%</i>	<i>62.3%</i>	<i>60.5%</i>	<i>58.7%</i>	<i>57.2%</i>
<b>All Undergraduates</b>	<b>24,355</b>	<b>24,434</b>	<b>23,909</b>	<b>23,411</b>	<b>22,304</b>	<b>21,608</b>	<b>21,973</b>	<b>22,130</b>	<b>22,738</b>	<b>23,407</b>
Iowa Resident	13,261	14,115	14,612	14,573	13,962	13,504	13,337	13,106	13,248	13,244
Non-Resident	11,094	10,319	9,297	8,838	8,342	8,104	8,636	9,024	9,490	10,163
<i>Percent Resident</i>	<i>54.4%</i>	<i>57.8%</i>	<i>61.1%</i>	<i>62.2%</i>	<i>62.6%</i>	<i>62.5%</i>	<i>60.7%</i>	<i>59.2%</i>	<i>58.3%</i>	<i>56.6%</i>

Source: MAUI student information system.

*continued*

See Note 4 regarding the removal from the counts, in all years, of students who withdrew between the first day of the session and the official census date.



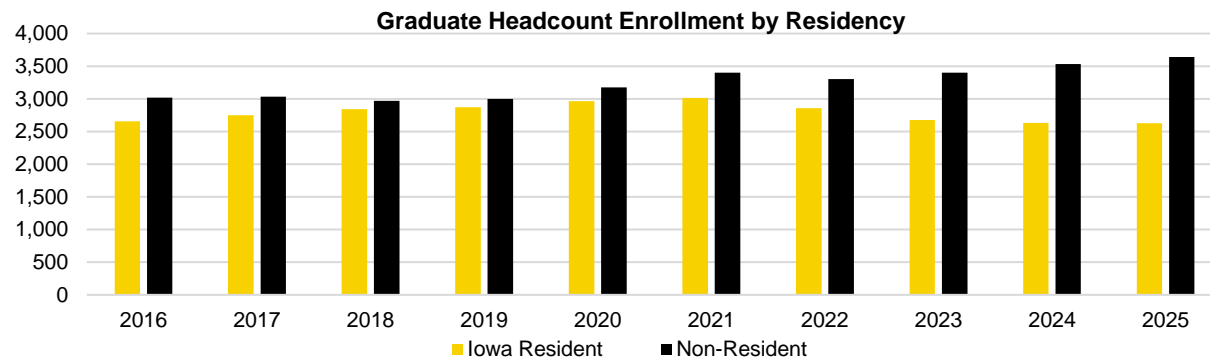
**Fall Semester Student Headcount Enrollment by Residency, *continued***  
**Graduate**

<b>Student Status   Residency</b>	<b>2016</b>	<b>2017</b>	<b>2018</b>	<b>2019</b>	<b>2020</b>	<b>2021</b>	<b>2022</b>	<b>2023</b>	<b>2024</b>	<b>2025</b>
<b>New Students</b>	<b>1,130</b>	<b>1,175</b>	<b>1,117</b>	<b>1,110</b>	<b>1,109</b>	<b>1,177</b>	<b>944</b>	<b>1,063</b>	<b>1,116</b>	<b>1,127</b>
Iowa Resident	415	457	435	426	469	411	314	318	323	367
Non-Resident	715	718	682	684	640	766	630	745	793	760
<i>Percent Resident</i>	<i>36.7%</i>	<i>38.9%</i>	<i>38.9%</i>	<i>38.4%</i>	<i>42.3%</i>	<i>34.9%</i>	<i>33.3%</i>	<i>29.9%</i>	<i>28.9%</i>	<i>32.6%</i>
<b>UI Transfer Students</b>	<b>355</b>	<b>369</b>	<b>384</b>	<b>409</b>	<b>527</b>	<b>482</b>	<b>385</b>	<b>474</b>	<b>478</b>	<b>499</b>
Iowa Resident	292	292	295	308	389	386	299	349	364	377
Non-Resident	63	77	89	101	138	96	86	125	114	122
<i>Percent Resident</i>	<i>82.3%</i>	<i>79.1%</i>	<i>76.8%</i>	<i>75.3%</i>	<i>73.8%</i>	<i>80.1%</i>	<i>77.7%</i>	<i>73.6%</i>	<i>76.2%</i>	<i>75.6%</i>
<b>Continuing Students</b>	<b>4,193</b>	<b>4,238</b>	<b>4,307</b>	<b>4,355</b>	<b>4,505</b>	<b>4,756</b>	<b>4,827</b>	<b>4,542</b>	<b>4,570</b>	<b>4,643</b>
Iowa Resident	1,950	1,999	2,110	2,140	2,108	2,216	2,242	2,011	1,945	1,885
Non-Resident	2,243	2,239	2,197	2,215	2,397	2,540	2,585	2,531	2,625	2,758
<i>Percent Resident</i>	<i>46.5%</i>	<i>47.2%</i>	<i>49.0%</i>	<i>49.1%</i>	<i>46.8%</i>	<i>46.6%</i>	<i>46.4%</i>	<i>44.3%</i>	<i>42.6%</i>	<i>40.6%</i>
<b>All Graduate Students</b>	<b>5,678</b>	<b>5,782</b>	<b>5,808</b>	<b>5,874</b>	<b>6,141</b>	<b>6,415</b>	<b>6,156</b>	<b>6,079</b>	<b>6,164</b>	<b>6,269</b>
Iowa Resident	2,657	2,748	2,840	2,874	2,966	3,013	2,855	2,678	2,632	2,629
Non-Resident	3,021	3,034	2,968	3,000	3,175	3,402	3,301	3,401	3,532	3,640
<i>Percent Resident</i>	<i>46.8%</i>	<i>47.5%</i>	<i>48.9%</i>	<i>48.9%</i>	<i>48.3%</i>	<i>47.0%</i>	<i>46.4%</i>	<i>44.1%</i>	<i>42.7%</i>	<i>41.9%</i>

Source: MAUI student information system.

*continued*

See Note 4 regarding the removal from the counts, in all years, of students who withdrew between the first day of the session and the official census date.



### Fall Semester Student Headcount Enrollment by Residency, *continued* Professional and Postgraduate

Student Status   Residency	2016	2017	2018	2019	2020	2021	2022	2023	2024	2025
<b>New Professional Students</b>	<b>298</b>	<b>300</b>	<b>316</b>	<b>297</b>	<b>301</b>	<b>318</b>	<b>305</b>	<b>285</b>	<b>303</b>	<b>291</b>
Iowa Resident	141	148	169	141	121	131	118	121	116	131
Non-Resident	157	152	147	156	180	187	187	164	187	160
<i>Percent Resident</i>	<i>47.3%</i>	<i>49.3%</i>	<i>53.5%</i>	<i>47.5%</i>	<i>40.2%</i>	<i>41.2%</i>	<i>38.7%</i>	<i>42.5%</i>	<i>38.3%</i>	<i>45.0%</i>
<b>UI Transfer Professional Students</b>	<b>142</b>	<b>154</b>	<b>138</b>	<b>173</b>	<b>182</b>	<b>152</b>	<b>155</b>	<b>164</b>	<b>204</b>	<b>197</b>
Iowa Resident	126	132	122	137	159	132	134	145	167	162
Non-Resident	16	22	16	36	23	20	21	19	37	35
<i>Percent Resident</i>	<i>88.7%</i>	<i>85.7%</i>	<i>88.4%</i>	<i>79.2%</i>	<i>87.4%</i>	<i>86.8%</i>	<i>86.5%</i>	<i>88.4%</i>	<i>81.9%</i>	<i>82.2%</i>
<b>Continuing Professional Students</b>	<b>1,395</b>	<b>1,393</b>	<b>1,387</b>	<b>1,387</b>	<b>1,390</b>	<b>1,416</b>	<b>1,426</b>	<b>1,384</b>	<b>1,370</b>	<b>1,399</b>
Iowa Resident	870	875	884	901	899	877	864	835	831	850
Non-Resident	525	518	503	486	491	539	562	549	539	549
<i>Percent Resident</i>	<i>62.4%</i>	<i>62.8%</i>	<i>63.7%</i>	<i>65.0%</i>	<i>64.7%</i>	<i>61.9%</i>	<i>60.6%</i>	<i>60.3%</i>	<i>60.7%</i>	<i>60.8%</i>
<b>All Professional Students</b>	<b>1,835</b>	<b>1,847</b>	<b>1,841</b>	<b>1,857</b>	<b>1,873</b>	<b>1,886</b>	<b>1,886</b>	<b>1,833</b>	<b>1,877</b>	<b>1,887</b>
Iowa Resident	1,137	1,155	1,175	1,179	1,179	1,140	1,116	1,101	1,114	1,143
Non-Resident	698	692	666	678	694	746	770	732	763	744
<i>Percent Resident</i>	<i>62.0%</i>	<i>62.5%</i>	<i>63.8%</i>	<i>63.5%</i>	<i>62.9%</i>	<i>60.4%</i>	<i>59.2%</i>	<i>60.1%</i>	<i>59.4%</i>	<i>60.6%</i>
<b>Postgraduate Students</b>	<b>1,323</b>	<b>1,398</b>	<b>1,292</b>	<b>1,295</b>	<b>1,282</b>	<b>1,297</b>	<b>1,302</b>	<b>1,410</b>	<b>1,420</b>	<b>1,335</b>
Iowa Resident	1,052	1,115	1,016	1,020	1,001	1,021	1,025	1,099	1,086	999
Non-Resident	271	283	276	275	281	276	277	311	334	336
<i>Percent Resident</i>	<i>79.5%</i>	<i>79.8%</i>	<i>78.6%</i>	<i>78.8%</i>	<i>78.1%</i>	<i>78.7%</i>	<i>78.7%</i>	<i>77.9%</i>	<i>76.5%</i>	<i>74.8%</i>

Source: MAUI student information system.

See Note 4 regarding the removal from the counts, in all years, of students who withdrew between the first day of the session and the official census date.

