

Fiscal Year Student Credit Hours by Administrative Home College and by Student Level

Student Level	2016-17	2017-18	2018-19	2019-20	2020-21	2021-22	2022-23	2023-24	2024-25	2025-26
Undergraduate	667,937	680,569	685,141	661,358	627,465	609,146	620,770	634,563	655,028	674,646
Liberal Arts & Sciences	453,221	458,435	457,396	439,503	417,133	395,180	400,435	407,054	409,043	413,753
Business	90,284	95,066	97,900	91,502	89,069	87,850	89,898	98,423	110,277	120,477
Dentistry	2	2	0	0	0	0	0	0	0	0
Education	28,648	30,029	31,238	30,542	31,884	34,146	34,384	34,061	35,221	39,797
Engineering	35,609	36,280	36,223	34,440	31,288	29,726	28,544	27,586	27,623	30,081
Law	461	436	498	419	414	389	500	537	796	987
Medicine	9,991	10,449	10,592	10,394	10,732	10,982	11,360	12,232	12,726	13,206
Nursing	13,662	13,243	13,329	12,915	13,787	14,090	13,779	13,967	14,501	15,042
Pharmacy	284	285	466	550	268	216	434	336	315	364
Public Health	2,313	3,547	5,056	6,988	7,759	6,737	6,507	6,965	6,792	7,083
Graduate College	890	864	929	999	868	1,019	1,384	1,307	1,519	1,729
University College	32,572	31,933	31,514	33,106	24,263	28,811	33,545	32,095	36,215	32,127
Graduate	97,419	98,450	100,275	102,226	108,590	113,540	111,020	107,888	111,806	114,958
Liberal Arts & Sciences	34,107	33,806	34,304	34,313	33,457	33,353	32,372	30,765	33,206	34,573
Business	20,422	21,530	22,650	22,539	26,934	29,977	29,594	28,318	27,559	29,634
Dentistry	705	842	754	1,305	1,710	1,675	1,549	1,670	1,734	1,890
Education	10,979	10,639	10,509	10,935	12,126	12,939	11,799	11,058	11,029	10,628
Engineering	3,894	3,803	4,238	4,334	4,311	4,576	4,098	4,417	4,258	3,799
Law	469	296	410	505	242	224	150	189	78	120
Medicine	9,354	9,484	9,944	10,072	10,776	10,733	11,770	11,667	11,879	12,150
Nursing	4,207	4,322	4,511	4,780	4,831	5,681	5,528	6,203	7,263	7,508
Pharmacy	768	781	701	816	630	605	566	582	663	651
Public Health	6,447	6,712	6,231	6,628	7,823	7,367	7,066	5,990	6,581	6,226
Graduate College	5,875	6,035	5,813	5,810	5,668	6,295	6,271	6,768	7,213	7,438
University College	192	200	210	189	82	115	257	261	343	341

continued

Fiscal Year Student Credit Hours by Administrative Home College and by Student Level, *continued*

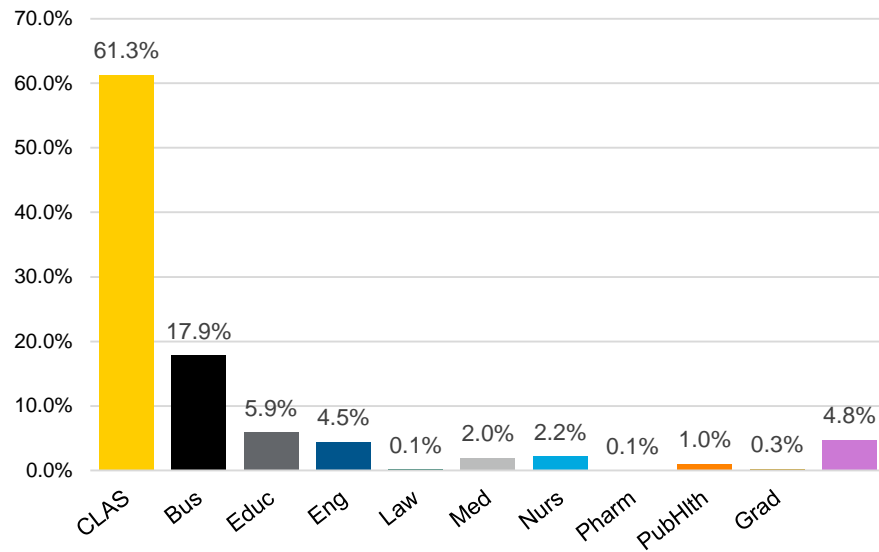
Student Level	2016-17	2017-18	2018-19	2019-20	2020-21	2021-22	2022-23	2023-24	2024-25	2025-26
Professional	75,612	75,378	75,296	76,075	75,890	75,256	75,512	73,309	71,018	71,525
Liberal Arts & Sciences	250	223	196	124	182	140	131	122	175	107
Business	292	406	339	162	136	177	278	238	90	87
Dentistry	16,097	16,596	16,957	16,970	15,309	16,345	16,573	16,216	13,778	13,819
Education	84	38	7	37	12	8	0	11	14	12
Engineering	40	26	43	28	26	38	31	20	0	0
Law	11,510	11,474	11,576	11,968	13,571	14,365	14,618	14,431	14,666	14,707
Medicine	30,468	29,611	29,219	29,612	29,124	29,377	27,762	28,390	28,796	28,132
Nursing	0	3	3	0	0	0	0	3	0	9
Pharmacy	15,997	15,963	15,859	16,368	16,668	14,165	15,312	13,375	13,069	13,999
Public Health	443	604	640	464	604	373	450	274	183	259
Graduate College	322	322	318	260	239	211	232	100	176	312
University College	109	112	139	82	19	57	125	129	71	82
All Levels	840,968	854,397	860,712	839,659	811,945	797,942	807,302	815,760	837,852	861,129
Liberal Arts & Sciences	487,578	492,464	491,896	473,940	450,772	428,673	432,938	437,941	442,424	448,433
Business	110,998	117,002	120,889	114,203	116,139	118,004	119,770	126,979	137,926	150,198
Dentistry	16,804	17,440	17,711	18,275	17,019	18,020	18,122	17,886	15,512	15,709
Education	39,711	40,706	41,754	41,514	44,022	47,093	46,183	45,130	46,264	50,437
Engineering	39,543	40,109	40,504	38,802	35,625	34,340	32,673	32,023	31,881	33,880
Law	12,440	12,206	12,484	12,892	14,227	14,978	15,268	15,157	15,540	15,814
Medicine	49,813	49,544	49,755	50,078	50,632	51,092	50,892	52,289	53,401	53,488
Nursing	17,869	17,568	17,843	17,695	18,618	19,771	19,307	20,173	21,764	22,559
Pharmacy	17,049	17,029	17,026	17,734	17,566	14,986	16,312	14,293	14,047	15,014
Public Health	9,203	10,863	11,927	14,080	16,186	14,477	14,023	13,229	13,556	13,568
Graduate College	7,087	7,221	7,060	7,069	6,775	7,525	7,887	8,175	8,908	9,479
University College	32,873	32,245	31,863	33,377	24,364	28,983	33,927	32,485	36,629	32,550

Source: MAUI student information system. Note: Administrative home college is the college with primary administrative responsibility for a given course. Where a course is cross-listed among multiple departments, in this report the hours are credited to the department that is designated the administrative home.

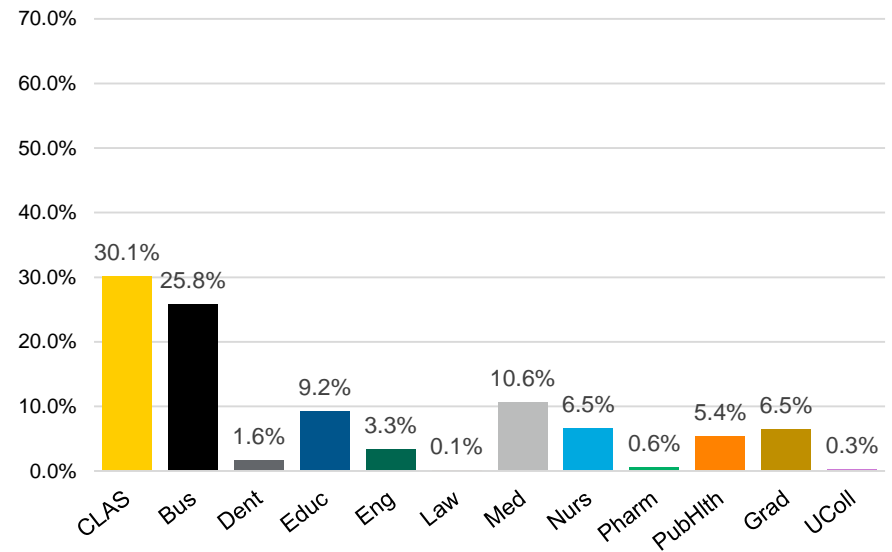
continued

Fiscal Year Student Credit Hours by Administrative Home College and by Student Level, *continued*

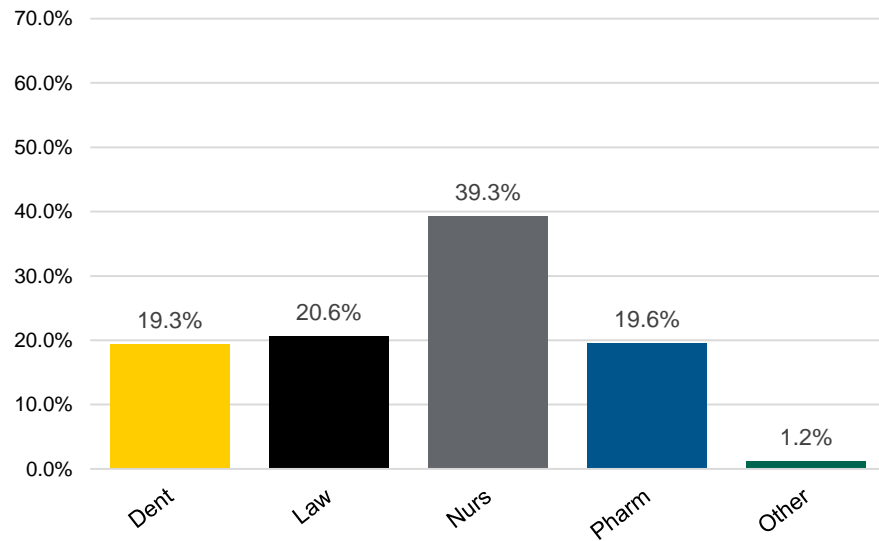
Percent of SCH Generated by Undergraduate Students, 2025-26



Percent of SCH Generated by Graduate Students, 2025-26



Percent of SCH Generated by Professional Students, 2025-26



Percent of All SCH, 2025-26

