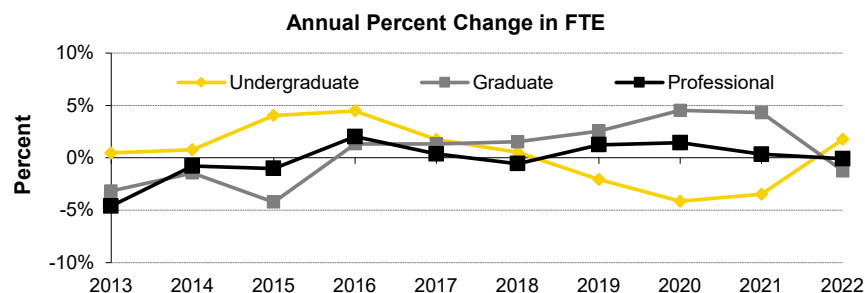
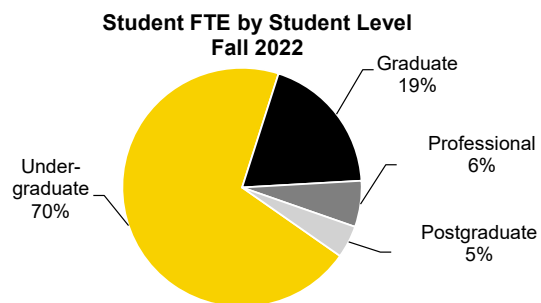


Fall Semester Student FTE by Student Level

Student Level	2013	2014	2015	2016	2017	2018	2019	2020	2021	2022
Undergraduate	20,147.9	20,303.7	21,121.7	22,068.9	22,455.5	22,573.8	22,108.2	21,191.1	20,456.5	20,816.9
Freshmen	5,489.3	5,456.6	6,232.9	6,555.3	5,865.0	5,583.5	5,544.3	4,955.1	4,898.6	5,646.6
Sophomores	4,462.7	4,539.5	4,524.9	5,106.4	5,486.3	4,981.0	4,863.1	4,859.0	4,587.7	4,440.5
Juniors	4,988.7	4,952.4	4,956.1	4,983.8	5,683.5	5,891.7	5,428.0	5,440.8	5,287.5	4,974.3
Seniors	4,903.5	5,025.0	5,004.1	5,020.9	5,071.4	5,845.8	6,012.6	5,736.6	5,467.3	5,521.0
Unclassified	303.6	330.2	403.9	402.5	349.3	271.8	260.3	199.7	215.5	234.5
Graduate	5,230.6	5,155.2	4,937.5	5,003.2	5,069.0	5,146.4	5,277.8	5,516.9	5,754.4	5,683.2
Master's	2,774.5	2,772.2	2,737.9	2,744.4	2,825.4	2,830.5	3,041.3	3,344.6	3,462.1	3,435.3
Doctoral	2,249.9	2,167.2	1,997.2	2,020.1	2,009.0	2,065.9	2,017.1	2,023.1	2,125.1	2,109.4
<i>PhD</i>	1,765.0	1,688.6	1,519.0	1,517.0	1,499.6	1,529.8	1,489.6	1,463.7	1,522.7	1,490.0
<i>Professional</i>	399.8	394.4	395.9	428.2	429.9	460.6	455.3	465.6	497.1	507.0
<i>Other</i>	85.1	84.2	82.4	74.9	79.5	75.6	72.2	93.9	105.4	112.4
Other	206.3	215.7	216.3	238.8	234.7	250.0	219.4	149.1	167.2	138.4
Professional	1,790.8	1,776.8	1,758.8	1,794.4	1,801.2	1,791.0	1,813.3	1,839.5	1,845.9	1,844.3
Dentistry (DDS)	320.1	325.0	318.3	321.3	324.8	330.1	333.6	325.5	329.5	332.3
Law (JD)	415.4	388.3	388.3	421.5	414.4	415.2	425.8	470.7	497.7	496.6
Medicine (MD)	624.3	633.4	624.2	623.6	630.9	621.0	627.9	628.3	635.0	627.6
Pharmacy (PharmD)	431.0	430.0	428.0	428.0	431.0	424.7	426.0	415.0	383.8	387.9
Total excluding Postgraduate	27,169.3	27,235.6	27,818.0	28,866.6	29,325.7	29,511.2	29,199.4	28,547.5	28,056.9	28,344.4
Postgraduate	1,318.0	1,417.0	1,306.0	1,323.0	1,398.0	1,292.0	1,295.0	1,282.0	1,297.0	1,302.0
Residents	799.0	862.0	783.0	822.0	906.0	806.0	823.0	789.0	813.0	824.0
Fellows	189.0	195.0	176.0	185.0	195.0	195.0	191.0	200.0	206.0	209.0
Post-Doctoral	330.0	360.0	347.0	316.0	297.0	291.0	281.0	293.0	278.0	269.0
Total	28,487.3	28,652.6	29,124.0	30,189.6	30,723.7	30,803.2	30,494.4	29,829.5	29,353.9	29,646.4
<i>Percent Undergraduate</i>	70.7%	70.9%	72.5%	73.1%	73.1%	73.3%	72.5%	71.0%	69.7%	70.2%
<i>Percent Graduate</i>	18.4%	18.0%	17.0%	16.6%	16.5%	16.7%	17.3%	18.5%	19.6%	19.2%
<i>Percent Professional</i>	6.3%	6.2%	6.0%	5.9%	5.9%	5.8%	5.9%	6.2%	6.3%	6.2%
<i>Percent Postgraduate</i>	4.6%	4.9%	4.5%	4.4%	4.6%	4.2%	4.2%	4.3%	4.4%	4.4%

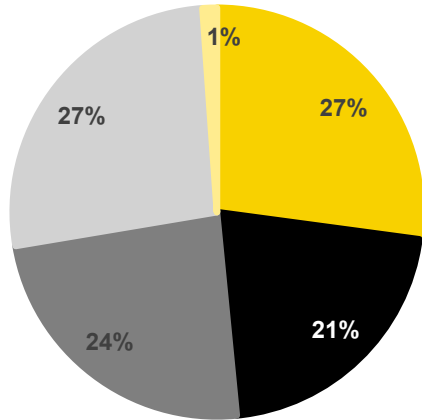
Source: MAUI/Registrar's data warehouse (see Note 1). See Definitions for calculation of student FTE.

See Note 6 regarding the removal from the counts, in all years, of students who withdrew between the first day of the session and the official census date.



Fall 2022 Student FTE

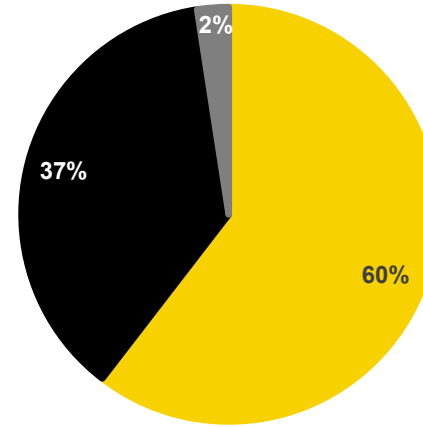
Undergraduate



Freshmen	5,646.6
Sophomores	4,440.5
Juniors	4,974.3
Seniors	5,521.0
Unclassified	234.5
Total	20,816.9

■ Freshmen
 ■ Sophomores
 ■ Juniors
 ■ Seniors
 ■ Unclassified

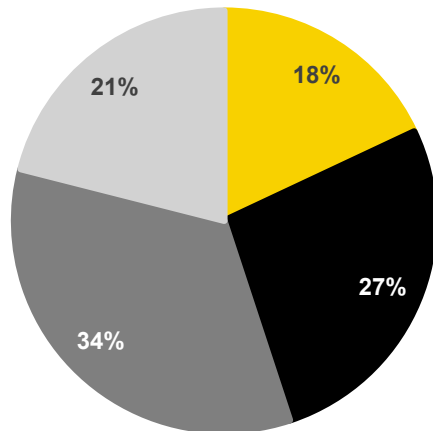
Graduate



Master's	3,435.3
Doctoral	2,109.4
Other	138.4
Total	5,683.2

■ Master's
 ■ Doctoral
 ■ Other

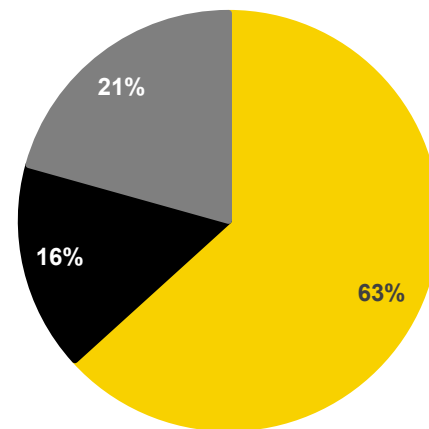
Professional



Dentistry	332.3
Law	496.6
Medicine	627.6
Pharmacy	387.9
Total	1,844.3

■ Dentistry
 ■ Law
 ■ Medicine
 ■ Pharmacy

Post Graduate



Residents	824.0
Fellows	209.0
Post Doctoral	269.0
Total	1,302.0

■ Residents
 ■ Fellows
 ■ Post-Doctoral