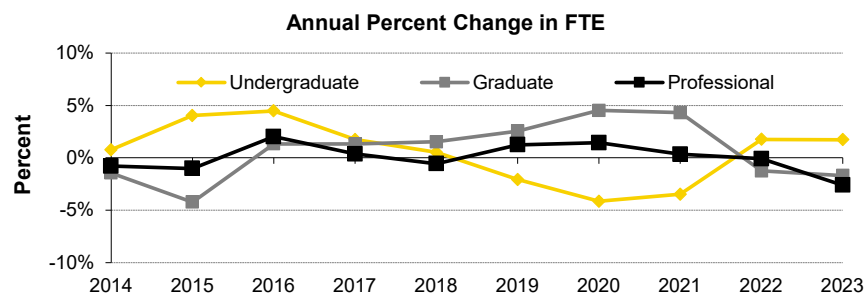
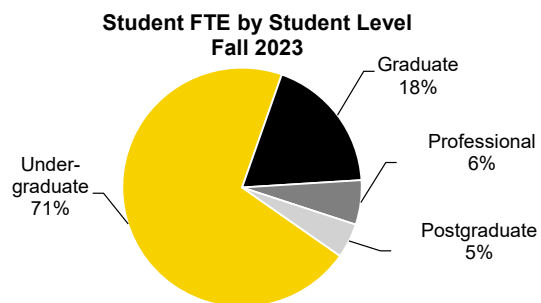


### Fall Semester Student FTE by Student Level

Student Level	2014	2015	2016	2017	2018	2019	2020	2021	2022	2023
<b>Undergraduate</b>	<b>20,303.7</b>	<b>21,121.7</b>	<b>22,068.9</b>	<b>22,455.5</b>	<b>22,573.8</b>	<b>22,108.2</b>	<b>21,191.1</b>	<b>20,456.5</b>	<b>20,816.9</b>	<b>21,176.9</b>
Freshmen	5,456.6	6,232.9	6,555.3	5,865.0	5,583.5	5,544.3	4,955.1	4,898.6	5,646.6	5,425.2
Sophomores	4,539.5	4,524.9	5,106.4	5,486.3	4,981.0	4,863.1	4,859.0	4,587.7	4,440.5	5,000.6
Juniors	4,952.4	4,956.1	4,983.8	5,683.5	5,891.7	5,428.0	5,440.8	5,287.5	4,974.3	5,125.8
Seniors	5,025.0	5,004.1	5,020.9	5,071.4	5,845.8	6,012.6	5,736.6	5,467.3	5,521.0	5,389.5
Unclassified	330.2	403.9	402.5	349.3	271.8	260.3	199.7	215.5	234.5	235.8
<b>Graduate</b>	<b>5,155.2</b>	<b>4,937.5</b>	<b>5,003.2</b>	<b>5,069.0</b>	<b>5,146.4</b>	<b>5,277.8</b>	<b>5,516.9</b>	<b>5,754.4</b>	<b>5,683.2</b>	<b>5,587.3</b>
Master's	2,772.2	2,723.9	2,744.4	2,825.4	2,830.5	3,041.3	3,344.6	3,462.1	3,435.3	3,327.5
Doctoral	2,167.2	1,997.2	2,020.1	2,009.0	2,065.9	2,017.1	2,023.1	2,125.1	2,109.4	2,110.0
<i>PhD</i>	1,688.6	1,519.0	1,517.0	1,499.6	1,529.8	1,489.6	1,463.7	1,522.7	1,490.0	1,482.6
<i>Professional</i>	394.4	395.9	428.2	429.9	460.6	455.3	465.6	497.1	507.0	513.2
<i>Other</i>	84.2	82.4	74.9	79.5	75.6	72.2	93.9	105.4	112.4	114.2
Other	215.7	216.3	238.8	234.7	250.0	219.4	149.1	167.2	138.4	149.8
<b>Professional</b>	<b>1,776.8</b>	<b>1,758.8</b>	<b>1,794.4</b>	<b>1,801.2</b>	<b>1,791.0</b>	<b>1,813.3</b>	<b>1,839.5</b>	<b>1,845.9</b>	<b>1,844.3</b>	<b>1,796.3</b>
Dentistry (DDS)	325.0	318.3	321.3	324.8	330.1	333.6	325.5	329.5	332.3	324.9
Law (JD)	388.3	388.3	421.5	414.4	415.2	425.8	470.7	497.7	496.6	488.9
Medicine (MD)	633.4	624.2	623.6	630.9	621.0	627.9	628.3	635.0	627.6	624.4
Pharmacy (PharmD)	430.0	428.0	428.0	431.0	424.7	426.0	415.0	383.8	387.9	358.0
<b>Total excluding Postgraduate</b>	<b>27,235.6</b>	<b>27,818.0</b>	<b>28,866.6</b>	<b>29,325.7</b>	<b>29,511.2</b>	<b>29,199.4</b>	<b>28,547.5</b>	<b>28,056.9</b>	<b>28,344.4</b>	<b>28,560.5</b>
<b>Postgraduate</b>	<b>1,417.0</b>	<b>1,306.0</b>	<b>1,323.0</b>	<b>1,398.0</b>	<b>1,292.0</b>	<b>1,295.0</b>	<b>1,282.0</b>	<b>1,297.0</b>	<b>1,302.0</b>	<b>1,410.0</b>
Residents	862.0	783.0	822.0	906.0	806.0	823.0	789.0	813.0	824.0	884.0
Fellows	195.0	176.0	185.0	195.0	195.0	191.0	200.0	206.0	209.0	221.0
Post-Doctoral	360.0	347.0	316.0	297.0	291.0	281.0	293.0	278.0	269.0	305.0
<b>Total</b>	<b>28,652.6</b>	<b>29,124.0</b>	<b>30,189.6</b>	<b>30,723.7</b>	<b>30,803.2</b>	<b>30,494.4</b>	<b>29,829.5</b>	<b>29,353.9</b>	<b>29,646.4</b>	<b>29,970.5</b>
<i>Percent Undergraduate</i>	70.9%	72.5%	73.1%	73.1%	73.3%	72.5%	71.0%	69.7%	70.2%	70.7%
<i>Percent Graduate</i>	18.0%	17.0%	16.6%	16.5%	16.7%	17.3%	18.5%	19.6%	19.2%	18.6%
<i>Percent Professional</i>	6.2%	6.0%	5.9%	5.9%	5.8%	5.9%	6.2%	6.3%	6.2%	6.0%
<i>Percent Postgraduate</i>	4.9%	4.5%	4.4%	4.6%	4.2%	4.2%	4.3%	4.4%	4.4%	4.7%

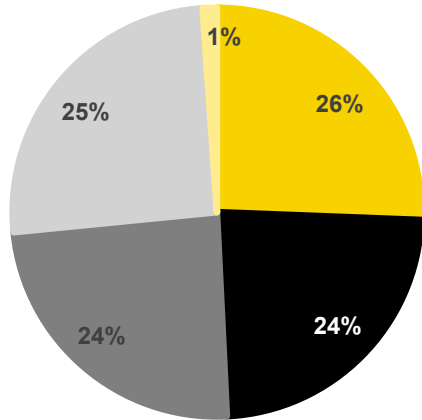
Source: MAUI/Registrar's data warehouse (see Note 1). See Definitions for calculation of student FTE.

See Note 6 regarding the removal from the counts, in all years, of students who withdrew between the first day of the session and the official census date.



## Fall 2023 Student FTE

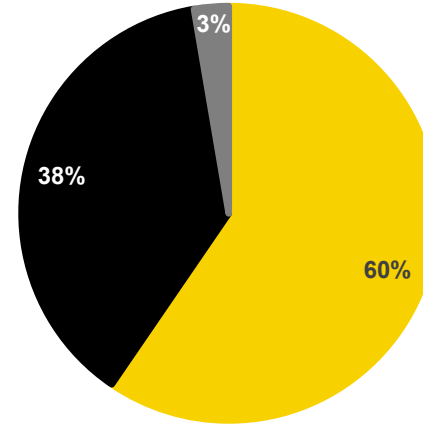
### Undergraduate



Freshmen	5,425.2
Sophomores	5,000.6
Juniors	5,125.8
Seniors	5,389.5
Unclassified	235.8
<b>Total</b>	<b>21,176.9</b>

■ Freshmen 
 ■ Sophomores 
 ■ Juniors 
 ■ Seniors 
 ■ Unclassified

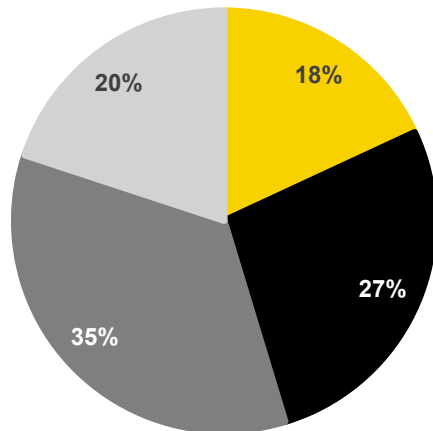
### Graduate



Master's	3,327.5
Doctoral	2,110.0
Other	149.8
<b>Total</b>	<b>5,587.3</b>

■ Master's 
 ■ Doctoral 
 ■ Other

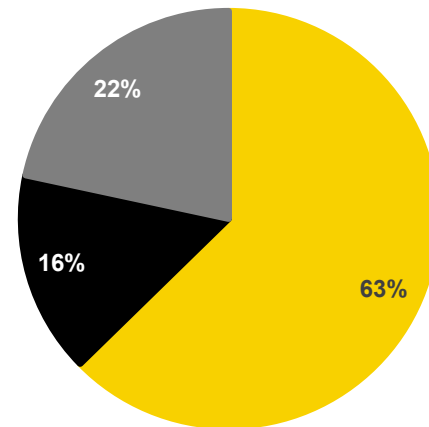
### Professional



Dentistry	324.9
Law	488.9
Medicine	624.4
Pharmacy	358.0
<b>Total</b>	<b>1,796.3</b>

■ Dentistry 
 ■ Law 
 ■ Medicine 
 ■ Pharmacy

### Post Graduate



Residents	884.0
Fellows	221.0
Post Doctoral	305.0
<b>Total</b>	<b>1,410.0</b>

■ Residents 
 ■ Fellows 
 ■ Post-Doctoral