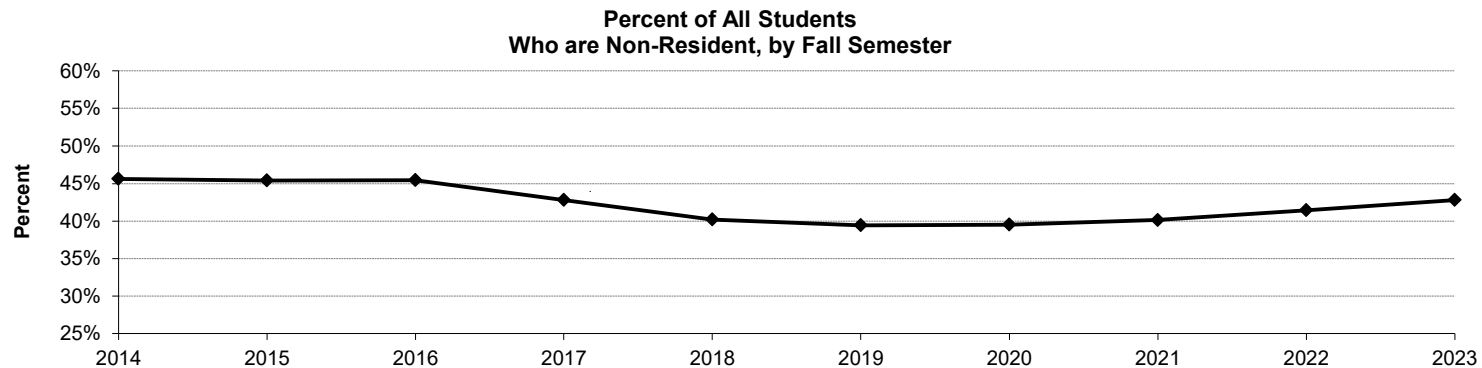


### Fall Semester Student Headcount Enrollment by Residency - All Students

	2014	2015	2016	2017	2018	2019	2020	2021	2022	2023
<b>Undergraduate</b>	<b>22,218</b>	<b>23,233</b>	<b>24,355</b>	<b>24,434</b>	<b>23,909</b>	<b>23,411</b>	<b>22,304</b>	<b>21,608</b>	<b>21,973</b>	<b>22,130</b>
Iowa Resident	12,092	12,718	13,261	14,115	14,612	14,573	13,962	13,504	13,337	13,106
Non-Resident	10,126	10,515	11,094	10,319	9,297	8,838	8,342	8,104	8,636	9,024
<i>Percent Resident</i>	54.4%	54.7%	54.4%	57.8%	61.1%	62.2%	62.6%	62.5%	60.7%	59.2%
<b>Graduate</b>	<b>5,787</b>	<b>5,669</b>	<b>5,678</b>	<b>5,782</b>	<b>5,808</b>	<b>5,874</b>	<b>6,141</b>	<b>6,415</b>	<b>6,156</b>	<b>6,079</b>
Iowa Resident	2,604	2,591	2,657	2,748	2,840	2,874	2,966	3,013	2,855	2,678
Non-Resident	3,183	3,078	3,021	3,034	2,968	3,000	3,175	3,402	3,301	3,401
<i>Percent Resident</i>	45.0%	45.7%	46.8%	47.5%	48.9%	48.9%	48.3%	47.0%	46.4%	44.1%
<b>Professional</b>	<b>1,812</b>	<b>1,799</b>	<b>1,835</b>	<b>1,847</b>	<b>1,841</b>	<b>1,857</b>	<b>1,873</b>	<b>1,886</b>	<b>1,886</b>	<b>1,833</b>
Iowa Resident	1,169	1,143	1,137	1,155	1,175	1,179	1,179	1,140	1,116	1,101
Non-Resident	643	656	698	692	666	678	694	746	770	732
<i>Percent Resident</i>	64.5%	63.5%	62.0%	62.5%	63.8%	63.5%	62.9%	60.4%	59.2%	60.1%
<b>All Students excluding Postgraduate</b>	<b>29,817</b>	<b>30,701</b>	<b>31,868</b>	<b>32,063</b>	<b>31,558</b>	<b>31,142</b>	<b>30,318</b>	<b>29,909</b>	<b>30,015</b>	<b>30,042</b>
Iowa Resident	15,865	16,452	17,055	18,018	18,627	18,626	18,107	17,657	17,308	16,885
Non-Resident	13,952	14,249	14,813	14,045	12,931	12,516	12,211	12,252	12,707	13,157
<i>Percent Resident</i>	53.2%	53.6%	53.5%	56.2%	59.0%	59.8%	59.7%	59.0%	57.7%	56.2%
<b>Postgraduate</b>	<b>1,417</b>	<b>1,306</b>	<b>1,323</b>	<b>1,398</b>	<b>1,292</b>	<b>1,295</b>	<b>1,282</b>	<b>1,297</b>	<b>1,302</b>	<b>1,410</b>
Iowa Resident	1,121	1,023	1,052	1,115	1,016	1,020	1,001	1,021	1,025	1,099
Non-Resident	296	283	271	283	276	275	281	276	277	311
<i>Percent Resident</i>	79.1%	78.3%	79.5%	79.8%	78.6%	78.8%	78.1%	78.7%	78.7%	77.9%
<b>All Students</b>	<b>31,234</b>	<b>32,007</b>	<b>33,191</b>	<b>33,461</b>	<b>32,850</b>	<b>32,437</b>	<b>31,600</b>	<b>31,206</b>	<b>31,317</b>	<b>31,452</b>
Iowa Resident	16,986	17,475	18,107	19,133	19,643	19,646	19,108	18,678	18,333	17,984
Non-Resident	14,248	14,532	15,084	14,328	13,207	12,791	12,492	12,528	12,984	13,468
<i>Percent Resident</i>	54.4%	54.6%	54.6%	57.2%	59.8%	60.6%	60.5%	59.9%	58.5%	57.2%

Source: MAUI/Registrar's data warehouse (see Note 1)

See Note 6 regarding the removal from the counts, in all years, of students who withdrew between the first day of the session and the official census date.

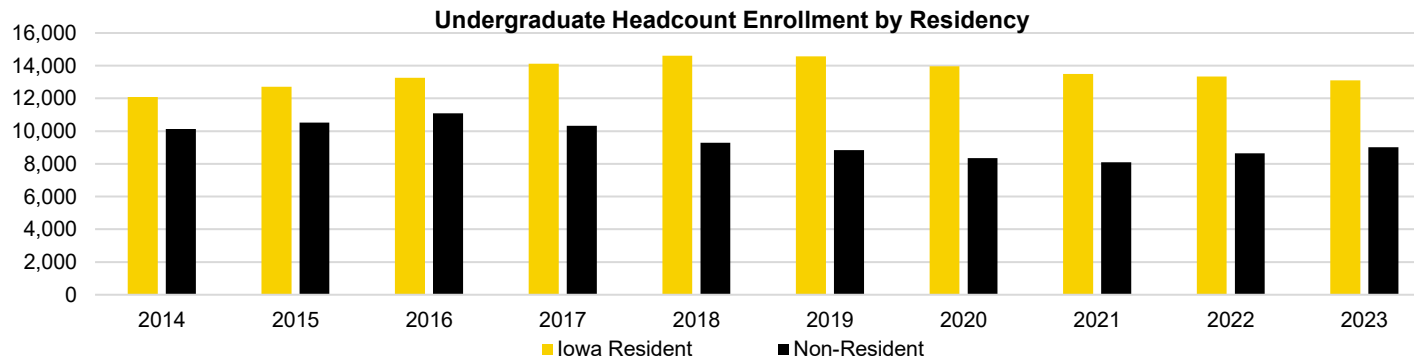


### Fall Semester Undergraduate Headcount Enrollment by Residency

	2014	2015	2016	2017	2018	2019	2020	2021	2022	2023
<b>New First-Year</b>	<b>4,653</b>	<b>5,232</b>	<b>5,631</b>	<b>5,016</b>	<b>4,789</b>	<b>4,970</b>	<b>4,510</b>	<b>4,521</b>	<b>5,178</b>	<b>5,064</b>
Iowa Resident	2,190	2,456	2,840	2,898	2,792	2,765	2,602	2,702	2,777	2,657
Non-Resident	2,463	2,776	2,791	2,118	1,997	2,205	1,908	1,819	2,401	2,407
<i>Percent Resident</i>	<i>47.1%</i>	<i>46.9%</i>	<i>50.4%</i>	<i>57.8%</i>	<i>58.3%</i>	<i>55.6%</i>	<i>57.7%</i>	<i>59.8%</i>	<i>53.6%</i>	<i>52.5%</i>
<b>New Transfer</b>	<b>1,163</b>	<b>1,052</b>	<b>1,255</b>	<b>1,194</b>	<b>1,126</b>	<b>1,052</b>	<b>962</b>	<b>1,052</b>	<b>1,039</b>	<b>1,090</b>
Iowa Resident	851	757	915	876	821	815	737	774	741	772
Non-Resident	312	295	340	318	305	237	225	278	298	318
<i>Percent Resident</i>	<i>73.2%</i>	<i>72.0%</i>	<i>72.9%</i>	<i>73.4%</i>	<i>72.9%</i>	<i>77.5%</i>	<i>76.6%</i>	<i>73.6%</i>	<i>71.3%</i>	<i>70.8%</i>
<b>New Off-Campus/New Nondegree</b>	<b>477</b>	<b>851</b>	<b>937</b>	<b>595</b>	<b>275</b>	<b>260</b>	<b>186</b>	<b>182</b>	<b>205</b>	<b>194</b>
Iowa Resident	215	408	339	255	173	164	140	134	127	123
Non-Resident	262	443	598	340	102	96	46	48	78	71
<i>Percent Resident</i>	<i>45.1%</i>	<i>47.9%</i>	<i>36.2%</i>	<i>42.9%</i>	<i>62.9%</i>	<i>63.1%</i>	<i>75.3%</i>	<i>73.6%</i>	<i>62.0%</i>	<i>63.4%</i>
<b>Continuing</b>	<b>15,925</b>	<b>16,098</b>	<b>16,532</b>	<b>17,629</b>	<b>17,719</b>	<b>17,129</b>	<b>16,646</b>	<b>15,853</b>	<b>15,551</b>	<b>15,782</b>
Iowa Resident	8,836	9,097	9,167	10,086	10,826	10,829	10,483	9,894	9,692	9,554
Non-Resident	7,089	7,001	7,365	7,543	6,893	6,300	6,163	5,959	5,859	6,228
<i>Percent Resident</i>	<i>55.5%</i>	<i>56.5%</i>	<i>55.5%</i>	<i>57.2%</i>	<i>61.1%</i>	<i>63.2%</i>	<i>63.0%</i>	<i>62.4%</i>	<i>62.3%</i>	<i>60.5%</i>
<b>All Undergraduates</b>	<b>22,218</b>	<b>23,233</b>	<b>24,355</b>	<b>24,434</b>	<b>23,909</b>	<b>23,411</b>	<b>22,304</b>	<b>21,608</b>	<b>21,973</b>	<b>22,130</b>
Iowa Resident	12,092	12,718	13,261	14,115	14,612	14,573	13,962	13,504	13,337	13,106
Non-Resident	10,126	10,515	11,094	10,319	9,297	8,838	8,342	8,104	8,636	9,024
<i>Percent Resident</i>	<i>54.4%</i>	<i>54.7%</i>	<i>54.4%</i>	<i>57.8%</i>	<i>61.1%</i>	<i>62.2%</i>	<i>62.6%</i>	<i>62.5%</i>	<i>60.7%</i>	<i>59.2%</i>

Source: MAUI/Registrar's data warehouse (see Note 1).

See Note 6 regarding the removal from the counts, in all years, of students who withdrew between the first day of the session and the official census date.

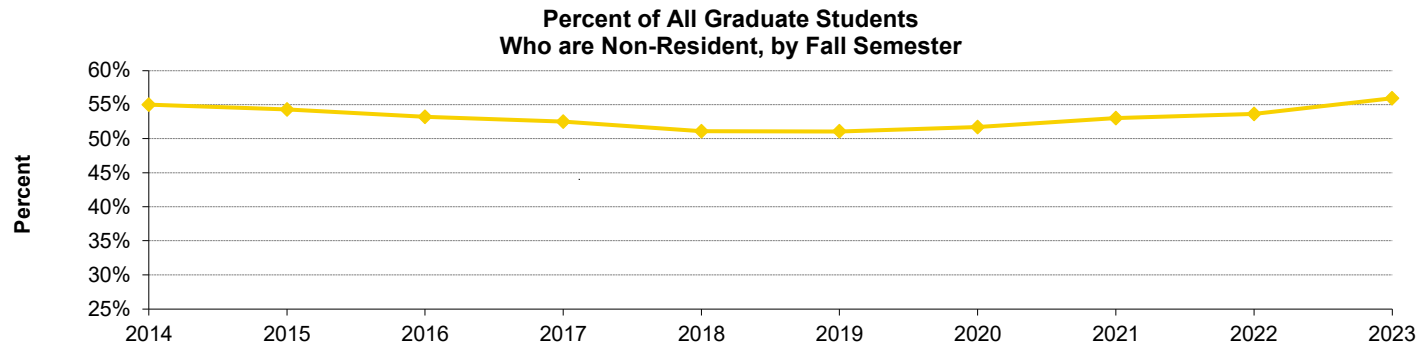


### Fall Semester Graduate Student Headcount Enrollment by Residency

	2014	2015	2016	2017	2018	2019	2020	2021	2022	2023
<b>New Students</b>	<b>1,118</b>	<b>1,096</b>	<b>1,130</b>	<b>1,175</b>	<b>1,117</b>	<b>1,110</b>	<b>1,109</b>	<b>1,177</b>	<b>944</b>	<b>1,063</b>
Iowa Resident	437	395	415	457	435	426	469	411	314	318
Non-Resident	681	701	715	718	682	684	640	766	630	745
<i>Percent Resident</i>	39.1%	36.0%	36.7%	38.9%	38.9%	38.4%	42.3%	34.9%	33.3%	29.9%
<b>UI Transfer Students</b>	<b>301</b>	<b>366</b>	<b>355</b>	<b>369</b>	<b>384</b>	<b>409</b>	<b>527</b>	<b>482</b>	<b>385</b>	<b>474</b>
Iowa Resident	225	300	292	292	295	308	389	386	299	349
Non-Resident	76	66	63	77	89	101	138	96	86	125
<i>Percent Resident</i>	74.8%	82.0%	82.3%	79.1%	76.8%	75.3%	73.8%	80.1%	77.7%	73.6%
<b>Continuing Students</b>	<b>4,368</b>	<b>4,207</b>	<b>4,193</b>	<b>4,238</b>	<b>4,307</b>	<b>4,355</b>	<b>4,505</b>	<b>4,756</b>	<b>4,827</b>	<b>4,542</b>
Iowa Resident	1,942	1,896	1,950	1,999	2,110	2,140	2,108	2,216	2,242	2,011
Non-Resident	2,426	2,311	2,243	2,239	2,197	2,215	2,397	2,540	2,585	2,531
<i>Percent Resident</i>	44.5%	45.1%	46.5%	47.2%	49.0%	49.1%	46.8%	46.6%	46.4%	44.3%
<b>All Graduate Students</b>	<b>5,787</b>	<b>5,669</b>	<b>5,678</b>	<b>5,782</b>	<b>5,808</b>	<b>5,874</b>	<b>6,141</b>	<b>6,415</b>	<b>6,156</b>	<b>6,079</b>
Iowa Resident	2,604	2,591	2,657	2,748	2,840	2,874	2,966	3,013	2,855	2,678
Non-Resident	3,183	3,078	3,021	3,034	2,968	3,000	3,175	3,402	3,301	3,401
<i>Percent Resident</i>	45.0%	45.7%	46.8%	47.5%	48.9%	48.9%	48.3%	47.0%	46.4%	44.1%

Source: MAUI/Registrar's data warehouse (see Note 1)

See Note 6 regarding the removal from the counts, in all years, of students who withdrew between the first day of the session and the official census date.



### Fall Semester Professional and Postgraduate Student Headcount Enrollment by Residency

	2014	2015	2016	2017	2018	2019	2020	2021	2022	2023
<b>New Professional Students</b>	<b>298</b>	<b>308</b>	<b>298</b>	<b>300</b>	<b>316</b>	<b>297</b>	<b>301</b>	<b>318</b>	<b>305</b>	<b>285</b>
Iowa Resident	147	144	141	148	169	141	121	131	118	121
Non-Resident	151	164	157	152	147	156	180	187	187	164
<i>Percent Resident</i>	<i>49.3%</i>	<i>46.8%</i>	<i>47.3%</i>	<i>49.3%</i>	<i>53.5%</i>	<i>47.5%</i>	<i>40.2%</i>	<i>41.2%</i>	<i>38.7%</i>	<i>42.5%</i>
<b>UI Transfer Professional Students</b>	<b>142</b>	<b>144</b>	<b>142</b>	<b>154</b>	<b>138</b>	<b>173</b>	<b>182</b>	<b>152</b>	<b>155</b>	<b>164</b>
Iowa Resident	117	121	126	132	122	137	159	132	134	145
Non-Resident	25	23	16	22	16	36	23	20	21	19
<i>Percent Resident</i>	<i>82.4%</i>	<i>84.0%</i>	<i>88.7%</i>	<i>85.7%</i>	<i>88.4%</i>	<i>79.2%</i>	<i>87.4%</i>	<i>86.8%</i>	<i>86.5%</i>	<i>88.4%</i>
<b>Continuing Professional Students</b>	<b>1,372</b>	<b>1,347</b>	<b>1,395</b>	<b>1,393</b>	<b>1,387</b>	<b>1,387</b>	<b>1,390</b>	<b>1,416</b>	<b>1,426</b>	<b>1,384</b>
Iowa Resident	905	878	870	875	884	901	899	877	864	835
Non-Resident	467	469	525	518	503	486	491	539	562	549
<i>Percent Resident</i>	<i>66.0%</i>	<i>65.2%</i>	<i>62.4%</i>	<i>62.8%</i>	<i>63.7%</i>	<i>65.0%</i>	<i>64.7%</i>	<i>61.9%</i>	<i>60.6%</i>	<i>60.3%</i>
<b>All Professional Students</b>	<b>1,812</b>	<b>1,799</b>	<b>1,835</b>	<b>1,847</b>	<b>1,841</b>	<b>1,857</b>	<b>1,873</b>	<b>1,886</b>	<b>1,886</b>	<b>1,833</b>
Iowa Resident	1,169	1,143	1,137	1,155	1,175	1,179	1,179	1,140	1,116	1,101
Non-Resident	643	656	698	692	666	678	694	746	770	732
<i>Percent Resident</i>	<i>64.5%</i>	<i>63.5%</i>	<i>62.0%</i>	<i>62.5%</i>	<i>63.8%</i>	<i>63.5%</i>	<i>62.9%</i>	<i>60.4%</i>	<i>59.2%</i>	<i>60.1%</i>
<b>Postgraduate Students</b>	<b>1,417</b>	<b>1,306</b>	<b>1,323</b>	<b>1,398</b>	<b>1,292</b>	<b>1,295</b>	<b>1,282</b>	<b>1,297</b>	<b>1,302</b>	<b>1,410</b>
Iowa Resident	1,121	1,023	1,052	1,115	1,016	1,020	1,001	1,021	1,025	1,099
Non-Resident	296	283	271	283	276	275	281	276	277	311
<i>Percent Resident</i>	<i>79.1%</i>	<i>78.3%</i>	<i>79.5%</i>	<i>79.8%</i>	<i>78.6%</i>	<i>78.8%</i>	<i>78.1%</i>	<i>78.7%</i>	<i>78.7%</i>	<i>77.9%</i>

Source: MAUI/Registrar's data warehouse (see Note 1)

See Note 6 regarding the removal from the counts, in all years, of students who withdrew between the first day of the session and the official census date.

