

Fiscal Year Student Credit Hours by College of Student's Primary Program of Study and by Student Level

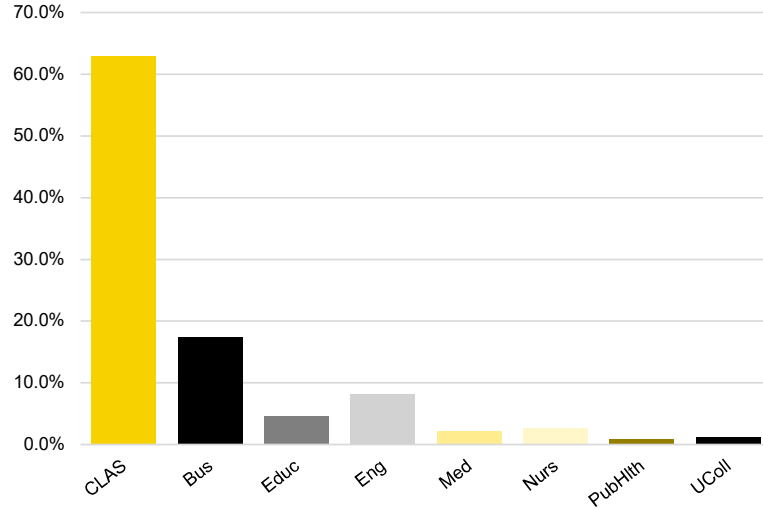
Student Level	2014-15	2015-16	2016-17	2017-18	2018-19	2019-20	2020-21	2021-22	2022-23	2023-24
Undergraduate	613,664	637,427	667,937	680,569	685,141	661,358	627,465	609,146	620,770	634,563
Liberal Arts & Sciences	424,612	438,623	458,993	465,769	461,100	439,247	408,073	389,017	394,459	399,053
Business	79,790	83,890	87,418	92,489	98,967	95,224	94,129	96,859	102,274	110,506
Education	11,018	12,012	12,561	13,884	15,345	19,821	22,036	26,098	28,896	29,104
Engineering	64,792	66,487	70,241	68,205	66,931	63,629	58,819	53,648	52,442	51,440
Law	6	3	0	0	3	9	0	0	0	0
Medicine	10,515	11,433	11,619	12,484	12,538	12,329	12,213	11,875	12,707	13,606
Nursing	14,362	15,828	16,578	16,117	16,585	16,546	17,213	17,644	17,339	17,413
Pharmacy	0	0	0	0	0	4	0	0	0	0
Public Health	3	9	946	2,353	4,834	6,397	7,124	6,499	5,750	5,858
University College	8,566	9,142	9,581	9,268	8,838	8,152	7,858	7,506	6,903	7,583
Graduate	100,817	96,049	97,419	98,450	100,275	102,226	108,590	113,540	111,020	107,888
Liberal Arts & Sciences	34,464	33,757	32,822	32,452	33,343	33,345	32,486	32,510	32,048	30,350
Business	21,612	19,729	20,239	21,219	22,398	22,292	27,071	30,049	29,471	28,357
Dentistry	810	938	856	1,037	912	1,424	1,794	1,745	1,699	1,810
Education	10,971	10,261	10,036	9,884	9,793	10,052	11,175	12,396	11,033	10,273
Engineering	4,851	4,480	4,384	4,242	4,623	4,651	4,441	4,821	4,360	4,625
Law	529	294	402	235	373	432	146	125	102	134
Medicine	8,325	7,886	8,891	8,470	8,480	8,570	8,965	9,182	10,255	10,401
Nursing	3,937	3,921	4,502	4,622	4,764	5,043	5,054	5,945	5,816	6,410
Pharmacy	1,222	1,055	1,022	988	977	1,007	864	706	657	694
Public Health	5,836	6,183	6,298	6,420	5,878	6,322	7,392	7,094	6,717	5,634
Graduate College	8,236	7,545	7,967	8,881	8,722	9,076	9,202	8,967	8,862	9,200
University College	24	0	0	0	12	12	0	0	0	0
Professional	73,009	72,607	75,612	75,378	75,296	76,075	75,890	75,256	75,512	73,309
Dentistry	18,216	17,602	18,316	18,576	18,947	18,967	17,346	18,382	18,658	18,191
Law	11,139	11,334	11,968	11,881	11,983	12,137	13,911	14,650	14,791	14,762
Medicine	27,294	27,219	28,408	28,288	27,884	28,125	27,688	27,824	26,329	26,685
Pharmacy	16,360	16,452	16,920	16,633	16,482	16,846	16,945	14,400	15,734	13,671
All Levels	787,490	806,083	840,968	854,397	860,712	839,659	811,945	797,942	807,302	815,760
Liberal Arts & Sciences	459,076	472,380	491,815	498,221	494,443	472,592	440,559	421,527	426,507	429,403
Business	101,402	103,619	107,657	113,708	121,365	117,516	121,200	126,908	131,745	138,863
Dentistry	19,026	18,540	19,172	19,613	19,859	20,391	19,140	20,127	20,357	20,001
Education	21,989	22,273	22,597	23,768	25,138	29,873	33,211	38,494	39,929	39,377
Engineering	69,643	70,967	74,625	72,447	71,554	68,280	63,260	58,469	56,802	56,065
Law	11,674	11,631	12,370	12,116	12,359	12,578	14,057	14,775	14,893	14,896
Medicine	46,134	46,538	48,918	49,242	48,902	49,024	48,866	48,881	49,291	50,692
Nursing	18,299	19,749	21,080	20,739	21,349	21,589	22,267	23,589	23,155	23,823
Pharmacy	17,582	17,507	17,942	17,621	17,459	17,857	17,809	15,106	16,391	14,365
Public Health	5,839	6,192	7,244	8,773	10,712	12,719	14,516	13,593	12,467	11,492
Graduate College	8,236	7,545	7,967	8,881	8,722	9,076	9,202	8,967	8,862	9,200
University College	8,590	9,142	9,581	9,268	8,850	8,164	7,858	7,506	6,903	7,583

Source: MAUI/Registrar's data warehouse (see Note 1).

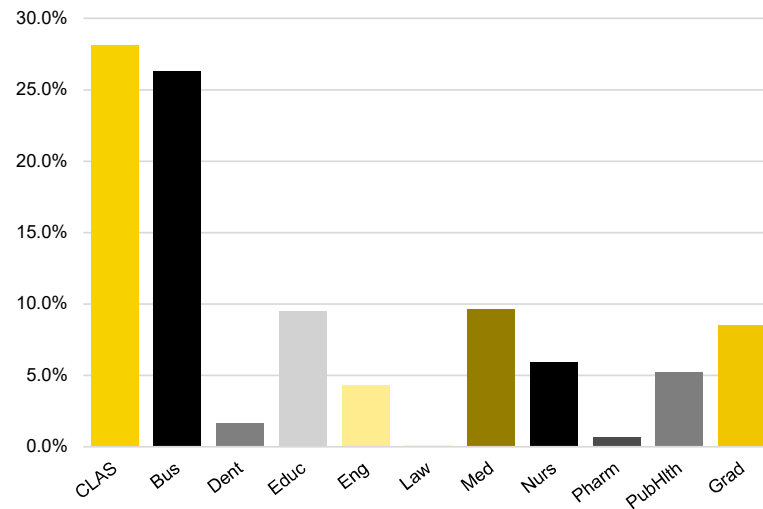
continued

Fiscal Year Student Credit Hours by College of Student's Primary Program of Study and by Student Level, *continued*

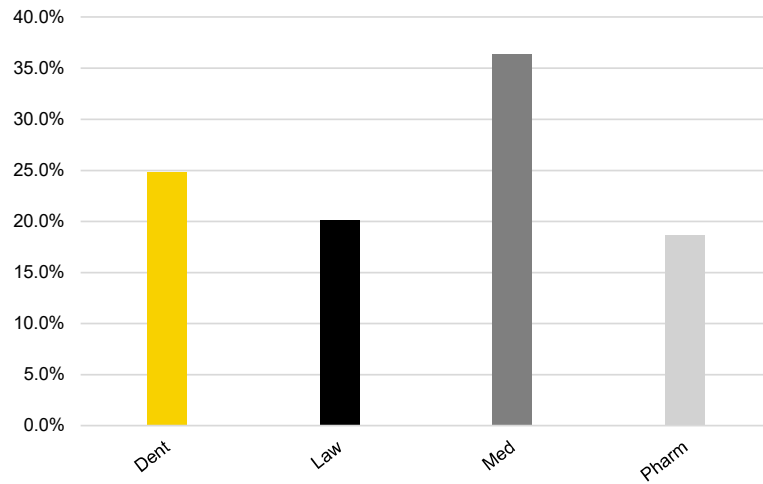
Percent of SCH Generated by Undergraduate Students, 2023-24



Percent of SCH Generated by Graduate Students, 2023-24



Percent of SCH Generated by Professional Students, 2023-24



Percent of All SCH, 2023-24

